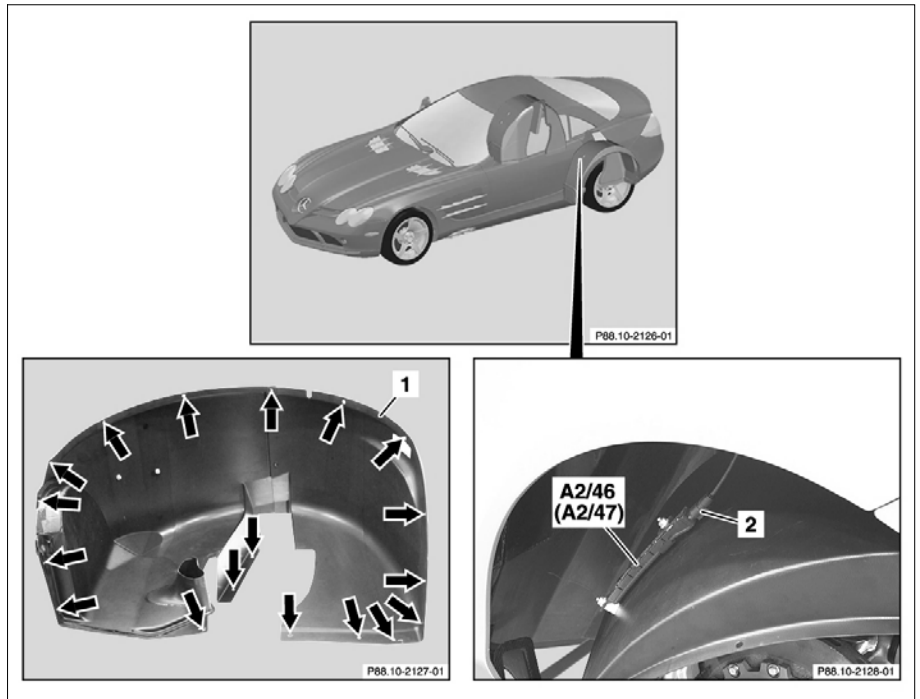




MODEL 199

- 1 Fender liner
- 2 Electrical connector

- A2/46 Left rear TPM [RDK] wheel antenna
- A2/47 Right rear TPM [RDK] wheel antenna



P88.10-2125-06

 	Remove/install		
1	Remove left or right rear wheel		AR40.10-P-1100SLR
2	Unscrew bolts (arrows) on fender liner (1).		
3	Slightly lower fender line (1)		
4	Disconnect electrical connector (2) from left rear TPM wheel antenna (A2/46) or right TPM wheel antenna (A2/47)		
5	Remove fender liner (1)		
6	Install in the reverse order		
7	Read out fault memory, erase if necessary Connect STAR DIAGNOSIS and read out fault memory		AD00.00-P-2000-04A